

Te Hana Domain Reserve

Have-your-Say: Concept Plans | July 2024

Layout Plan- Site opportunities



Sports fields:

- Football/rugby fields layout retained in current location

Relocated Playspace:

- Relocate junior playspace to the north side of Whakapirau Rd closer to carparking, amenities and the large open space
- Opportunity to incorporate natural and climbing play features into a themed playspace which reflects landforms within Te Hana Te Ao Marama
- Better sight lines and visibility from State Highway 1

Basketball and Skate:

- Remove existing playspace, retain basketball court and enhance the space with a new skate modular half pipe and meeting space for youth.

Meet:

- Create small seating/picnic spaces for users to meet and connect

Seat / view:

- Seating incorporated into the playspace design

Community Gardens:


- Retain gardens and formalise garden bed features.

Paths

- Primary 1.8m min. concrete pathway to connect new playspace and Te Hana Te Ao Marama
- Formalise and improve safety between new playspace and the basketball and skate spaces

- Site boundary
- Vehicular access
- Existing vegetation

Locator Plan

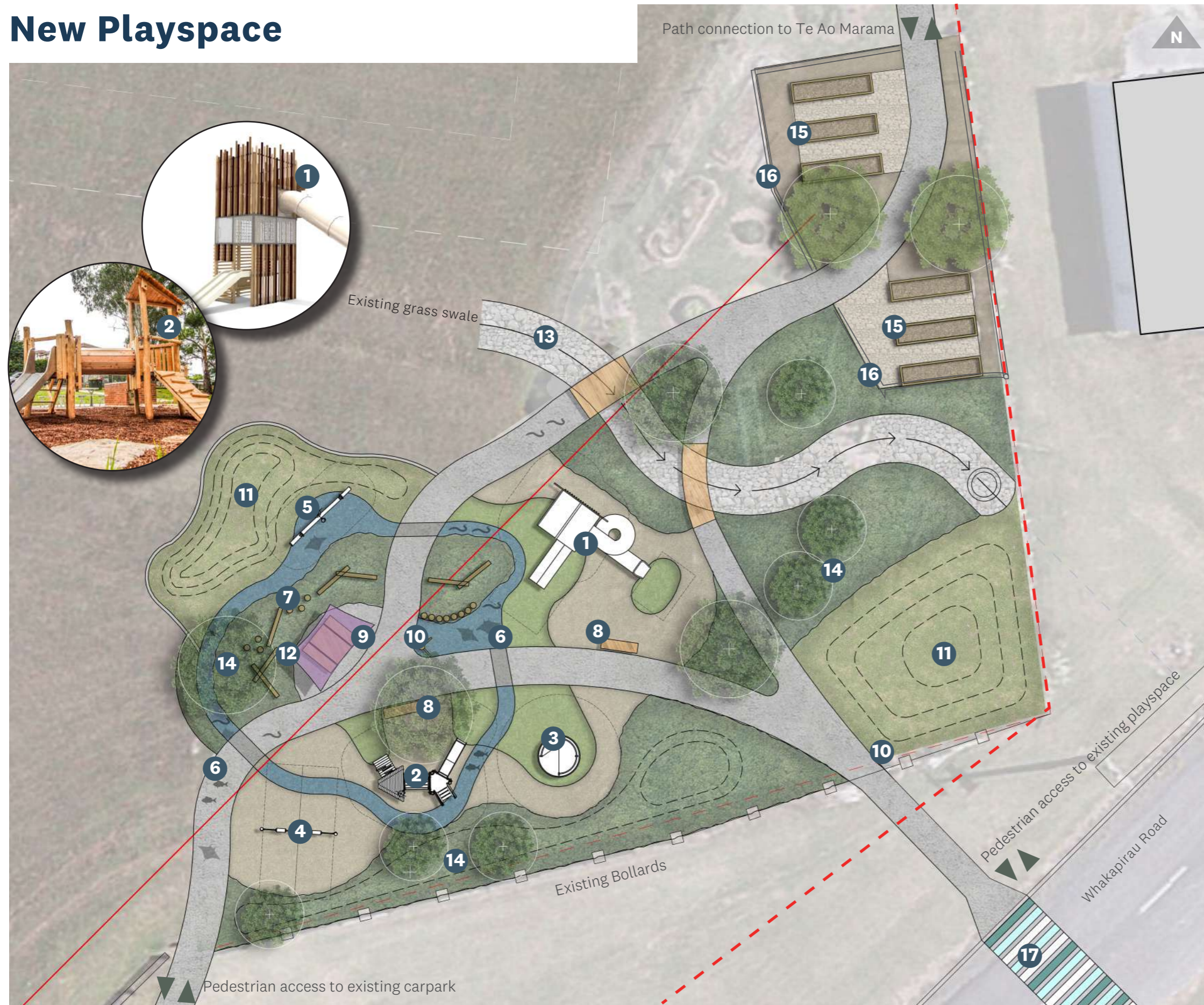


Reserve connection

Concept Plan

Existing Playspace Upgrade

New Playspace



EXISTING FEATURES:

- - - Park boundary
- Proposed wastewater line
- Existing building: GAS station


SURFACING:

- Concrete pedestrian pathway
- Wetpour- Green (0.75m Mound)
- Bark softfall
- Gravel pathway
- Swale
- Low planting

PLAYSPACE FEATURES:

- 1** Senior Play Tower (5-10 years)
- 2** Junior Play Module (3-5 years)
- 3** Wheelchair Carousel
- 4** Double bay seat swing
- 5** Waka see-saw
- 6** Fish finder activity
- 7** Balance trail: Balancing and stepping logs
- 8** Timber bench seating
- 9** Picnic bench seating
- 10** Location signage/post
- 11** Informal grassed mound
- 12** Shade sails (Purple indicative only)
- 13** Formed swale with small timber bridge and scruffy done (connect into existing stormwater network)
- 14** Proposed specimen trees
- 15** Community gardens: Raised timber vege boxes with fruit trees, gravel/hoggin paths and mulch ground surface
- 16** Proposed 1.2m timber fencing surrounding the community gardens
- 17** Painted intervention to the street to ensure traffic calming and children safety

Precedent Images




Wheelchair Carousel



Double bay swing



Waka sea-saw



Fish finder



Balancing Trail



Timber Bench Seat



Timber Picnic Table



Locational Signage



Informal grassed mound



Shade Sail



Footbridge



Specimen trees

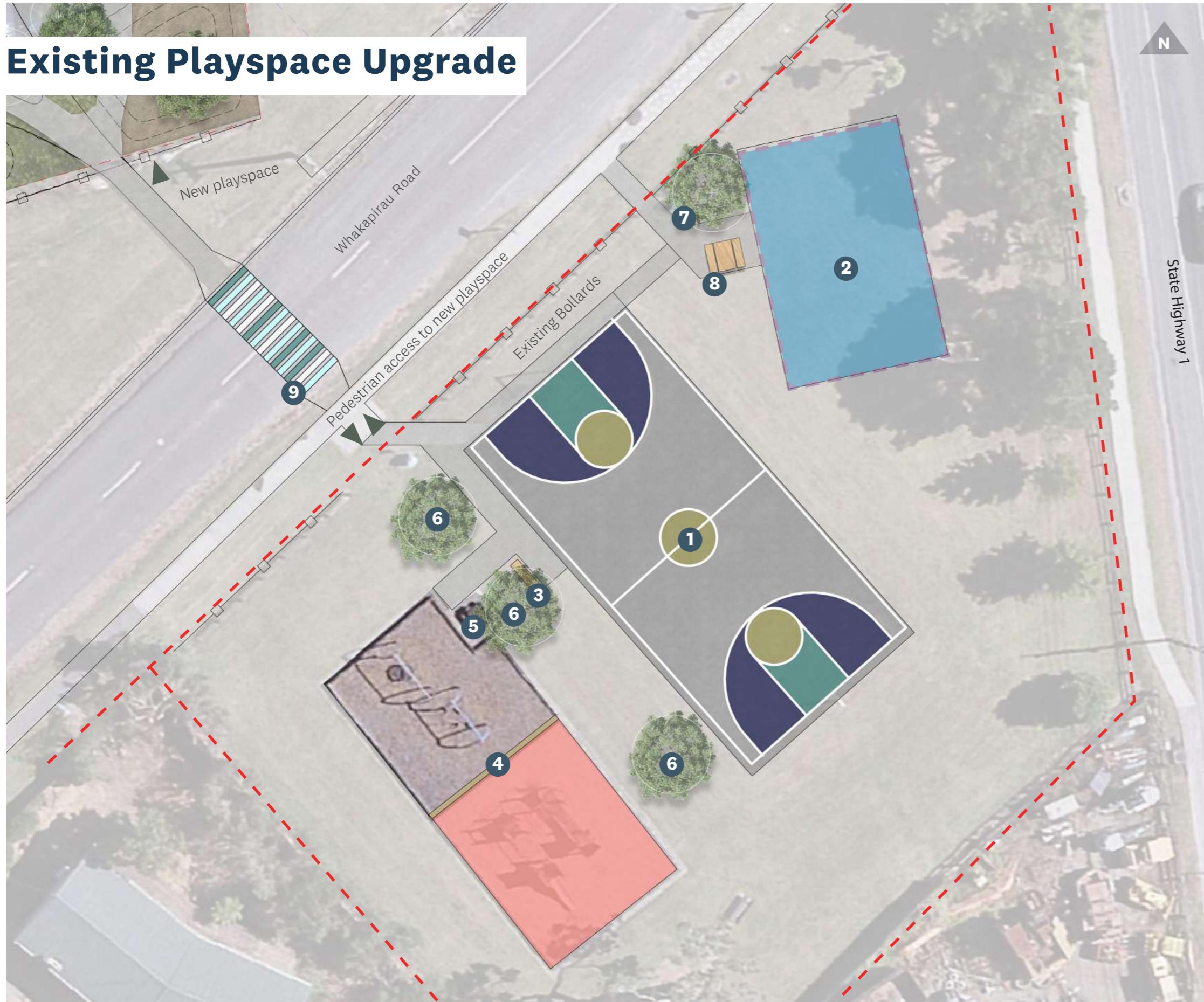


Community Garden



1.2m Timber Fence

Existing Playspace Upgrade



EXISTING FEATURES:

--- Park boundary

SURFACING:

Existing pedestrian pathway

Concrete pedestrian pathway

Removal of existing play module and reinstate with lawn

PLAYSPACE FEATURES:

- 1 New line marking to basketball court
- 2 Location of proposed half pipe
- 3 Timber bench seating
- 4 New timber edging to the existing playground.
- 5 Existing picnic bench seating
- 6 Proposed specimen trees
- 7 Cycle rack
- 8 New picnic setting
- 9 Painted intervention to the street to ensure traffic calming and children safety



New court line marking